

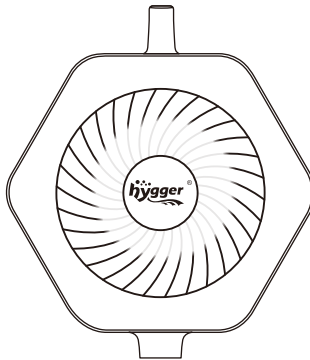


HG811/HG971/HG237/HG258 USER MANUAL

hygger MiniPro Clip Aquarium Air Pump



HG811



HG971



HG237



HG258

The hygger MiniPro Clip Aquarium Air Pump is driven by a thin piezoelectric ceramic plate. It has a small size, compact structure, light weight, low power consumption, and long service life. It can be used for both purposes. The first one is to clamp it onto the fish tank wall with a clamp, and the second one is to use a double-sided suction cup to attach it to the fish tank wall. I am a good way to oxygenate your small fish tank or hydroponic garden.

1.PRODUCT PARAMETER

Model NO#	Air Flow	Pressure	Noise Level
HG811/HG971/HG237/HG258	420ml/Min	12Kpa	≤33 dB

Volt/Freq (US standard)	AC110-120V/60Hz
Volt/Freq(UK/EU/AU standard)	AC220-240V/50Hz
Power	1.5 watt
Power cable	3.6 ft (1m) long
Air tube	4/6 mm in diameter, 3.28 ft (1m) long
Maximum depth of the air stone water	Not to exceed 18 Inch (45CM)

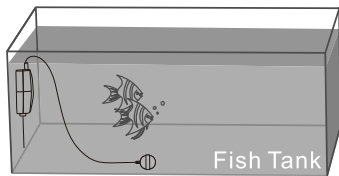
2. PACKAGE INCLUDED

- 1x Air pump with power adapter
- 1x Double-sided suction cup
- 1x Clip
- 1x Ball air stone (0.9 inch diameter)
- 1x Air tube (3.28 ft long, 4/6mm diameter)
- 1x User manual

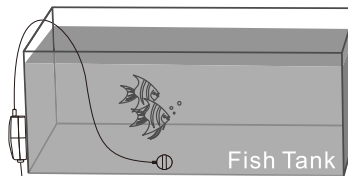
3.HOW TO USE

Before plugging into power, please install the pump correctly as shown in the following diagram.

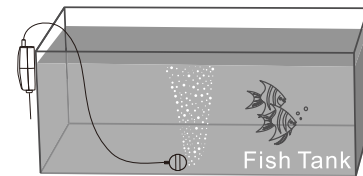
(Please note: The pump is not waterproof; keep it away from water and moist environments)



✗ Wrong
In water



✗ Wrong
Position too low



✓ Correct
Bingo

Step 1: Please soak the air stone completely in water about 1-2 hours before first use.

Step 2: Connect air stone to air tube

Step 3: Connect air tube to the outlet of the air pump

Step 4: Attach the pump onto outside wall of the tank, as shown in the above diagram to avoid any possible backflow of water.

Step 5: Immerse air stone into water, then connect power adapter to outlet.

Reminder: the stone should be soaked 1-2 hours before using.

4.PRODUCT FEATURES

- Ultra-silent, super-compact and lightweight.
- Low power consumption; only 1.5 watts per month.

- Driven by piezoelectric ceramic plate.
- No EMI, no motor, no shaft, no friction.

5.TROUBLESHOOTING

1.Air flow attenuation (decrease).

A.Ensure the air tube is not bent, clogged or damaged.

B.Ensure the power supply voltage is appropriate.

C.Clean the air intake.

D.Clean the surface of the stone.

E.Should attenuation be the fault of the air pump itself, please contact seller for warranty. Only do so after you have tried the above solutions.

2.The suction cup does not stick to the tank wall.

A.Clean the surface of the tank wall and the suction cup.

3.Pump stops working or with loud noises or cracking sounds.

A.Check if water has back flowed into the pump; this will damage the pump.

B.Please stop using immediately, check the pump for damage and contact the seller for service.

6.SAFETY

- 1.Keep the pump away from water anytime; pump is not waterproof.
- 2.Keep hands dry and cut off the power when cleaning or handling.
- 3.Read the instructions carefully before using.
- 4.Designed only for indoor use.

7.CONTACT INFORMATION

Distributed by: Hygger Aquarium, Inc.
13941 Magnolia Ave, Chino, CA 91710

Contact us at www.hygger-online.com
Email: mago@hygger-online.com

Trademarks of Shenzhen Mago Trading Co., Ltd
Bantian Group Business Center, Longgang,
Shenzhen City, China
All Rights Reserved
Made in China



Have a question?
We're here to help:
USA Call: +1 (909) 590-2880
Mon-Fri: 9:00 am - 5:30 pm PST
Sat-Sun: Closed

EC**REP**

E-CrossStu GmbH
Mainzer Landstr. 69,60329 Frankfurt
am Main

E-CrossStu@web.de
+49 69332967674

UK**REP**

YH Consulting Limited
C/O YH Consulting Limited Office
147,Centurion House,London Road,
Staines-upon-Thames,Surrey,
TW18 4AX,London
H2YHUK@gmail.com
+44 07514-677868



MADE IN CHINA